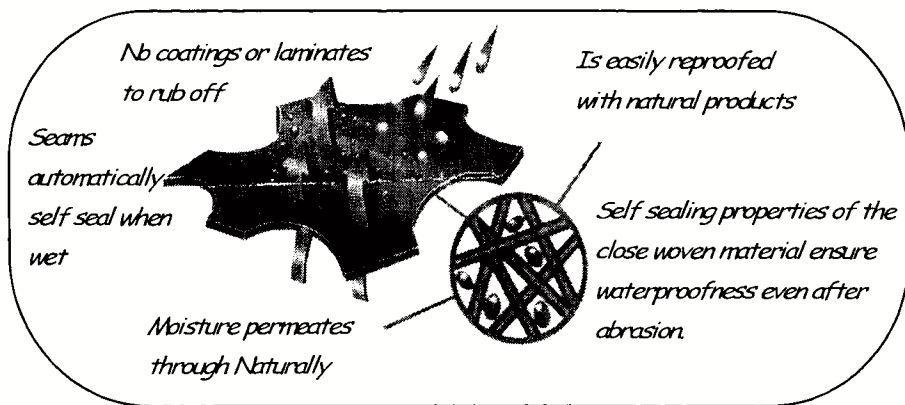


What is Cotton Duck?

Cotton Duck is a robust, closely woven, waxed cotton fabric made exclusively for Carradice. Its special properties protect your gear from the elements and with a little care your Cotton Duck bag will last for many years.

➡	Self-sealing seams	<i>Cotton thread swells when wet to create a watertight seam.</i>
➡	Waterproof	<i>Tight weave and wax treatment repel water.</i>
➡	Natural	<i>100% Cotton, a renewable source.</i>
➡	Breathable	<i>Helps prevent smelly gear</i>
➡	Reproofable	<i>Reproofed easily.</i>
➡	Manageable	<i>Accident repairs can be effected by gluing or sewing without significantly affecting performance.</i>



PRODUCT CARE AND RE-PROOFING

In the event of soiling, allow the bag to completely dry out then brush to remove excess dirt. If necessary, Cotton Duck may be sponged with cool water. **DO NOT USE DETERGENT** When completely dry the bag can be re-proofed using Grangers or similar re-proofing wax. Once applied, disperse the wax evenly into the fabric by warming the surface with a hair drier.

For the care of our Cordura® and Polyester bags we recommend the use of Nikwax cleaning and re-proofing solutions if necessary.

Always follow the instructions on the bottle with care in order to maintain the the excellent waterproofing properties of the fabric.



CARRADICE

SADDLEBAG FITTING INSTRUCTIONS




Fig 1



Fig 2

Please note: Bag illustrated is the Barley. Other models may differ and not feature the leather patches around the holes


Using the 3 leather straps provided, fasten to the bike as follows:

1. Starting from the inside, thread a leather strap through each of the holes in the back of the bag (A & B) and the third strap through the lower anchor point C (Fig.1)
2. Pass the top 2 straps through the saddle loops then back through the holes in the saddlebag and secure tightly with the buckles around the wooden dowel. (Fig. 2)
3. Buckle the third strap C around the seat post.

If your saddle does not have loops, see overleaf for alternative attachment methods.

Westmoreland Works, St. Mary's Street,
Nelson, Lancashire, BB9 7BA, England
Tel: 00 44 1282 615886 Fax: 00 44 1282 602329
customerservice@carradice.co.uk
www.carradice.co.uk

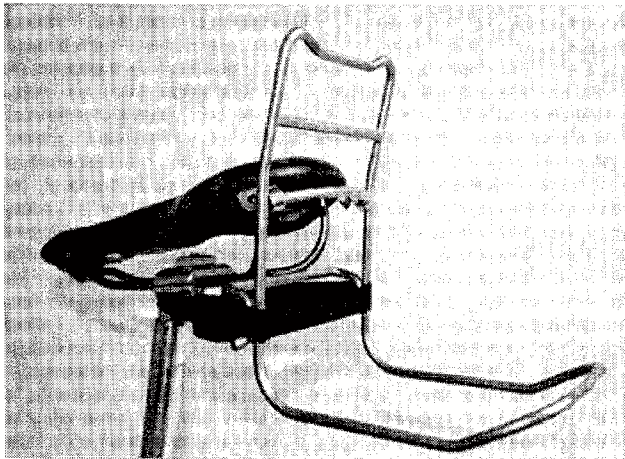
Saddlebag Attachments & Supports



BAGMAN Quick Release

Expedition model: total drop from saddle rails: 20cm high x 189cm wide, wt - 434g
 Sport model: total drop from saddle rails: 18cm x 18cm wt - 400g
 Standard non-quick release models of the same dimensions are also available but saddle loops are required for mounting the bag.

CLASSIC BAG RACK

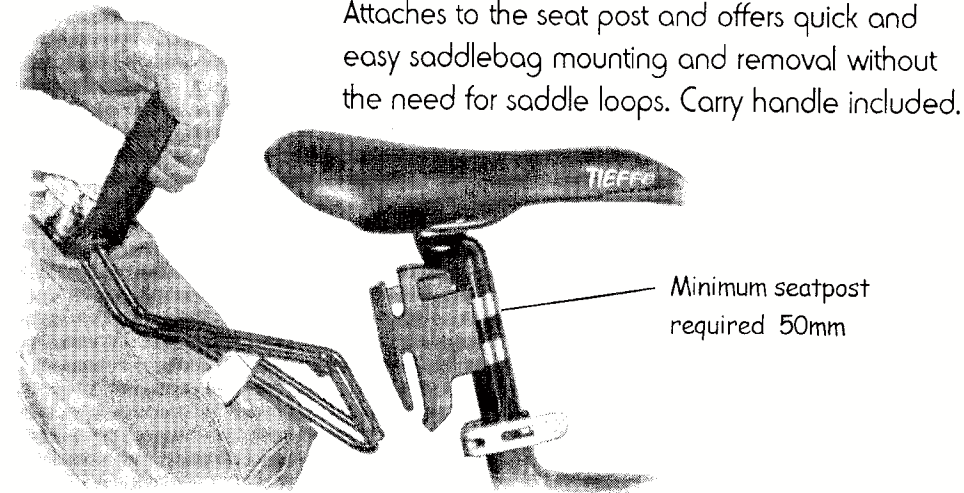


- ✓ Gives excellent wheel clearance
- ✓ Lifts bag up to 10cms higher than direct attachment to loops
- ✓ Eliminates bag sway
- ✓ Improves security
- ✓ Has two strap mount positions to accommodate wide range of bag sizes.
- ✓ Attaches to metal saddle loops
- ✓ Additional seat post security strap.

Weight 330g
 Total drop from saddle loops to bottom of rack - 12 cms
 Maximum load - 6kg

The Classic Bag Rack is based on a vintage design which has been re-engineered to allow it to securely fit any saddle with metal bag loops. In keeping with Carradice's ethos, it is manufactured entirely in Lancashire by one of our trusted suppliers



SQR SYSTEM



Saddlebag sold separately


Maximum recommended load: 10kg

SADDLEBAG CLAMP



The Saddlebag Clamp, Cyclo Loops, or the Quick Release Bagman Clamp offer simple, lightweight saddlebag attachment points for those saddles without loops.

QUICK RELEASE BAGMAN CLAMP



CYCLO LOOPS

Each system simply bolts to the saddle rails.

